




# FS Temple


Single fired floor tiles

FS TEMPLE | FS TEMPLE BLACK


FS TEMPLE Black




FS TEMPLE Blue




FS TEMPLE Oxide



FS TEMPLE Sage



## FS TEMPLE



45 \* 45 \* 1,05 cm | 17 3/4 \* 17 3/4 \* 7/16"

NO RECTIFIED	NATURAL <small>FIELD CODE BN14</small>
BLUE	24716
OXIDE	24715
SAGE	24714
BLACK	24713

**PIEZA COMPLEMENTARIA**  
| **COMPLEMENTARY PIECE**  
\*Pedido mínimo 10 unidades | Minimum order 10 items

Rodapie - Skirting

R. FS-0

8 \* 45 cm | 3 1/8 \* 17 3/4" P8

Composición con 6 piezas. Composition with 6 pieces.

CARACTERÍSTICAS TÉCNICAS ANTIDESLIZAMIENTO   ANTI-SLIP CHARACTERISTICS		
Ensayo   Essay	Características   Features	Resultado   Result
DIN 51130	Ángulo crítico (Pies calzados)   Critical angle (footwear)	R9
BS-7976-2	Antideslizamiento (Test del péndulo)   Slip resistance (Pendulum test)	+36 Wet
UNE-ENV-12633	Antideslizamiento (Test del péndulo)   Slip resistance (Pendulum test)	Class 1
ANSI A.1371	Coefficiente de Fricción Dinámico   Dynamic Coefficient of Friction (DCOF)	>0,42
ISO 10545-7	Resistencia a la Abrasión Superficial/Resistance to Surface Abrasion	PEI 4

CARACTERÍSTICAS TÉCNICAS TECHNICAL CHARACTERISTICS			
joint 	frost proof 	versatile 	matt 
diferent shades 	shade variation 	various graphics 	

EMBALAJE   PACKING								<small>(Los pesos aquí reflejados pueden sufrir ligeras variaciones en función del lote de producción. Weights shown here may slightly vary depending on the production lot.)</small>	
Formato   Sizes	Cajas   Boxes			Pallet				Cont./20'	Cont./20'
cm	Piezas	m <sup>2</sup> / sq.m	kg	Cajas	m <sup>2</sup> / sq.m	kg	Tamaño cm aprox.	m <sup>2</sup> / sq.m	m <sup>2</sup> / sq.m
45 * 45 * 1,05	5	1	23,14	66	66	1552,24	120 * 80 * 105	914,16	1020,46
inch	units	ft <sup>2</sup>	lb	Boxes	ft <sup>2</sup>	lb	Sizes Inch approx.	ft <sup>2</sup>	ft <sup>2</sup>
17 13/16 * 17 13/16 * 3/8	5	10,76	51,01	66	710,41	3422,10	47 1/4 * 31 1/2 * 41 5/16	9839,93	10984,14